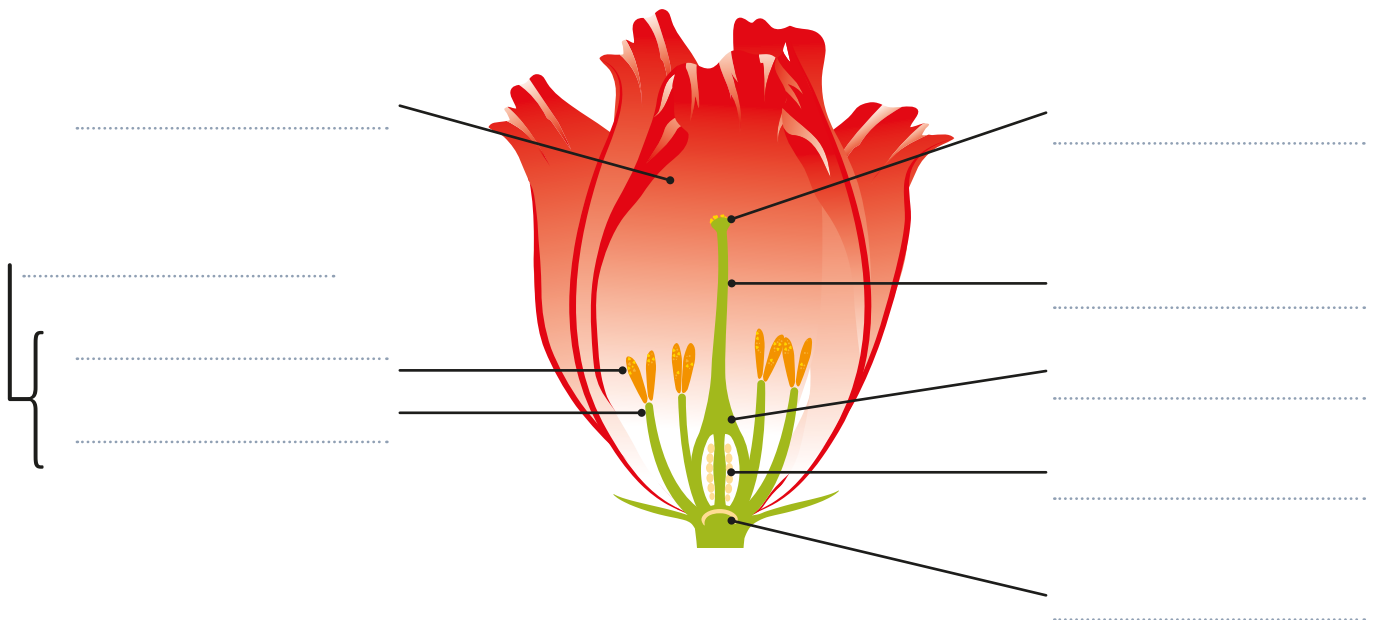


Task 1: Write down what you think makes a flower attractive. Do you have any favourite flowers?

Task 2: Label the flower using these words:
stigma, petal, ovule, nectary, filament, anther, stamen, style, ovary



Pollination story

Task 3: Cut out the cards below, and put the pollination story in order by numbering them **1–8**.



The bumblebee also collects some pollen to take home to her young.




Some of these seeds will be eaten by animals and some will grow into plants.



Pollination has happened and seeds are formed!



Some pollen rubs off onto the new flower's stigma.




A bumblebee spots a flower's beautiful petals and stops on the flower.



The pollen travels down the style to the ovaries.



While visiting the flower, some pollen gets attached to the bumblebee's hair.



The bumblebee visits a new flower.

Task 4: Get creative! Why not try creating your own flower to attract bumblebees, using your imagination? Think about the different colours, patterns and shapes of the petals. Use a piece of paper and colouring pencils to develop your masterpiece.