




Oregano






















Wallflower 'Bowles's Mauve'



Sea holly



Columbine

Pick a plant	Buy me as...	Plant me here...	I like a spot that's...	I flower around...	Bonus feature
Oregano/Wild marjoram (<i>Origanum vulgare</i>)				July–September	Sprinkle my leaves over pizza or into tomato sauces for a flavour sensation!
Wallflower 'Bowles's Mauve' (<i>Erysimum linifolium</i> 'Bowles's Mauve')				February–July	I earn my place in even the smallest gardens by producing pretty flowers for months on end .
Sea holly (<i>Eryngium maritimum</i>)				June–September	My thistle-shaped flowers may be unusual, but they definitely have the 'wow' factor !
Columbine/Granny's bonnet (<i>Aquilegia species</i>)				May–August (next year)	I drop my seeds so you'll get more plants without any effort , or collect them from the seed pods yourself.
Key  potted plant  seeds  ground  container  container or ground  sunny  partly shady					

Bumblebees need lots of flowers to feed on. Give them a helping hand by adding just one of these bumblebee favourites to your outdoor space in July.

Our top picks are all easy to look after, and great for beginner gardeners. Simply wait for them to flower, then enjoy watching your local bumblebees feeding.

July is also the month to make the most of what you already have. Remove dead flower heads from your existing plants so they can keep blooming, and collect seeds so you can grow more next year for free!

For more planting ideas, try our interactive Bee kind tool beekind.bumblebeeconservation.org

 Listen using 'Read Out Loud' in Adobe Acrobat Reader.

Top tips:

- Read the instruction label on your new plant or seeds for the best way to look after them.
- Thirsty plants won't make any nectar for bumblebees. Make sure yours are watered according to their individual care instructions, particularly in hot, dry weather.
- Always try to choose **organic, pesticide-free** plants and seeds – these are best for bumblebees.

Supported by players of



Awarded funds from

