





Foxglove






















California poppy



Scabious



Cornflower

Pick a plant	Buy me as...	Plant me here...	I like a spot that's...	I flower around...	Bonus feature
Foxglove (<i>Digitalis purpurea</i>)				June–August (next year)	My deep flowers are a favourite with long-tongued bumblebees who can reach my nectar! ⚠ Potentially toxic if eaten.
California poppy (<i>Eschscholzia californica</i>)				June–August (next year)	I'm a vibrant pop of colour ! I also drop lots and lots of seeds to bloom again.
Scabious (<i>Knautia</i> species)				June–October	Sometimes known as the 'pincushion flower', my delicate blooms are oh-so-pretty .
Cornflower (<i>Centaurea cyanus</i>)				June–September (next year)	I'm the UK's native wild cornflower, perfect for creating your own mini-meadow at home!
Key  potted plant  seeds  ground  container  container or ground  sunny  partly shady					

Bumblebees need lots of flowers to feed on. Give them a helping hand by adding just one of these bumblebee favourites to your outdoor space in August.

Our top picks are all easy to look after, and great for beginner gardeners. Simply wait for them to flower, then enjoy watching your local bumblebees feeding.

August is also the month to make the most of what you already have. Remove dead flower heads from your existing plants so they can keep blooming, and collect seeds so you can grow more next year for free!

For more planting ideas, try our interactive Bee kind tool
beekind.bumblebeeconservation.org

 Listen using 'Read Out Loud' in Adobe Acrobat Reader.

Top tips:

- Read the instruction label on your new plant or seeds for the best way to look after them.
- Thirsty plants won't make any nectar for bumblebees. Make sure yours are watered according to their individual care instructions, particularly in hot, dry weather.
- Always try to choose **organic**, **pesticide-free** plants and seeds – these are best for bumblebees.

Supported by players of



Awarded funds from

