


Swap bedding plants for bumblebee-friendly options with our handy list – great for community and gardening groups.



Listen using  
'Read Out Loud'  
in Adobe Acrobat  
Reader


Pretty bedding plants like begonias and busy lizzies may brighten up our communities, but sadly they offer bumblebees very little or no food.



































This is because their flowers have no pollen or nectar, or are the wrong shape for bumblebees to feed on. So lots of public flower displays in fact leave bumblebees and other pollinators hungry!

**But it's easy to change that!** These beautiful plants are all bumblebee-friendly, and easy to grow and look after. Get a display which is just as attractive, for the same effort – *and* you can feel good knowing you've helped bumblebees.



## Top picks – shrubs



	Flower colour	Plant in	Sunny spot	Partly shady	Flowering time
<b>1 Mahonia</b> ( <i>Mahonia</i> species)	yellow	   			November – March
<b>2 Winter heather</b> ( <i>Calluna</i> , <i>Erica</i> varieties)	purple, pink, white, yellow	   			December – March
<b>3 Rosemary</b> ( <i>Rosmarinus officinalis</i> )	blue	   			March – May
<b>4 Forest flame</b> ( <i>Pieris</i> variety)	white, pink	   			April – May
<b>5 Dog rose</b> ( <i>Rosa canina</i> )	pink, white	   			May – August
<b>6 English lavender</b> ( <i>Lavandula angustifolia</i> )	purple	   			May – September



Spring



Summer



Autumn




Winter



## Top picks – perennials



**What is a 'perennial'?** 'Perennials' are plants which live for several years. Typically they can survive the cold winter (some die back but grow again in spring), unlike 'annuals' which die in winter. This means they are good value for money.



	Flower colour	Plant in	Sunny spot	Partly shady	Flowering time
<b>1 Lungwort</b> ( <i>Pulmonaria</i> )	purple, pink, blue				February – April
<b>2 Comfrey</b> ( <i>Symphytum officinale</i> )	purple, pink, blue				April – August
<b>3 Hardy geranium/Cranesbill geranium</b> ( <i>Geranium</i> species)	blue, purple, pink, white				May – August
<b>4 Stonecrop</b> ( <i>Sedum</i> species)	pink, white				July – October

## Top picks – listed by flowering time

### Spring flowers



Bumblebees need a continuous supply of flowers to feed on from February to October, so be kind by planting things which flower at different times of the year! This will help bumblebee colonies grow over the spring and summer, and finally complete their lifecycles by producing new queens in autumn.



	Flower colour	Plant in	Sunny spot	Partly shady	Flowering time
<b>1 Snowdrops</b> ( <i>Galanthus</i> species)	white				January – March
<b>2 Crocus</b> ( <i>Crocus</i> species)	purple, white, yellow				February – March
<b>3 Flowering currant</b> ( <i>Ribes sanguineum</i> )	orange, red, white				February – May
<b>4 Native primroses</b> ( <i>Primula vulgaris</i> ) ⚠️ <b>Avoid bedding primroses</b>	white, yellow				March – May
<b>5 Dandelions</b> ( <i>Taraxacum</i> agg.)	yellow	 Just let them grow!			March – October
<b>6 Cowslips</b> ( <i>Primula veris</i> )	yellow				April – May
<b>7 Bugle</b> ( <i>Ajuga reptans</i> )	blue				April – July



Spring



Summer



Autumn






























































Winter


























## Early summer flowers



	Flower colour	Plant in	Sunny spot	Partly shady	Flowering time
<b>1 Allium</b> ( <i>Allium</i> species)	pink, white, purple	   			May – July
<b>2 Yellow flag iris</b> ( <i>Iris pseudacorus</i> ) <b>⚠ Wear gloves to handle bulbs</b>	yellow	    Likes wet soil			May – July
<b>3 Globe thistle</b> ( <i>Echinop</i> species)	blue, white	   			May – August
<b>4 Aquilegia</b> ( <i>Aquilegia</i> species)	yellow, blue, purple, white, red, pink	   			May – August
<b>5 Borage</b> ( <i>Borago officinalis</i> )	blue, purple	   			May – September
<b>6 Bell flower</b> ( <i>Campanula</i> species)	blue, pink, white, purple	   			May – September
<b>7 Thyme</b> ( <i>Thymus vulgaris</i> )	pink, white, purple	   			May – September
<b>8 Common poppy</b> ( <i>Papaver rhoeas</i> )	red	   			June – October
<b>9 Sweet pea</b> ( <i>Lathyrus odoratus</i> )	pink, white, blue, purple, red	   			June – October
<b>10 Snapdragon</b> ( <i>Antirrhinum</i> species)	white, yellow, pink, purple, red	   			June – October

## Late summer flowers




	Flower colour	Plant in	Sunny spot	Partly shady	Flowering time
<b>1 Honeysuckle</b> ( <i>Lonicera periclymenum</i> )	white, yellow	   			May – September
<b>2 Verbena</b> ( <i>Verbena</i> species)	white, yellow, blue, pink, red, purple	   			June – August
<b>3 Cornflower</b> ( <i>Centaurea cyanus</i> )	blue	   			June – September
<b>4 Coneflower</b> ( <i>Echinacea purpurea</i> )	purple, pink, white, red, orange, yellow	   			June – September



































     
Spring Summer Autumn Winter



## Late summer flowers

 Spring
  Summer
  Autumn
  Winter



	Flower colour	Plant in	Sunny spot	Partly shady	Flowering time
<b>5 Lupin</b> ( <i>Lupinus</i> species)	yellow, purple, red, pink, white	   			June – September
<b>6 Catmint</b> ( <i>Nepeta</i> species)	blue, purple, pink	   			June – September
<b>7 Marjoram</b> ( <i>Origanum</i> species)	white, pink, purple	   			June – September
<b>8 Field scabious</b> ( <i>Knautia arvensis</i> )	purple	   			June – October
<b>9 Nasturtium</b> ( <i>Tropaeolum majus</i> )	yellow, orange, red	   			July – September
<b>10 Sunflowers</b> ( <i>Helianthus annuus</i> )	yellow	   			July – September


### Common bedding plants to avoid

These plants may be beautiful, but they have little or no food for bumblebees – **swap them with a plant from our list!**



- X** Begonia (*Begonia*)
- X** Busy lizzie (*Impatiens*)
- X** Geraniums (*Pelargonium*) – despite the name, these are a different species to bumblebee-friendly hardy geraniums/cranesbill geraniums
- X** Highly cultivated roses – instead choose open, single petal roses where the pollen is visible
- X** Pansy (*Viola x wittrockiana*)
- X** Petunia (*Petunia*)
- X** Bedding primroses (*Primula* species) – only pale yellow, native British primroses are bumblebee-friendly, so avoid the brightly coloured varieties



For more planting ideas, try our interactive **Bee kind tool**   
[beekind.bumblebeeconservation.org](http://beekind.bumblebeeconservation.org)



### Top tip!

Always try to choose organic, pesticide-free plants and seeds – these are best for bumblebees.

**Please note:** some plants can potentially be harmful to animals and people if eaten. Check plant labels for toxicity warnings or do your research before buying, and avoid leaving cuttings or dug up plants in reach of children, pets or wildlife.

[www.bumblebeeconservation.org](http://www.bumblebeeconservation.org)

Follow us on:



The Bumblebee Conservation Trust is a registered charity (England & Wales 1115634 / Scotland SC042830).

Supported by players of



Awarded funds from

