




Heather






















Stinking hellebore



Yellow rattle



Pot marigold

Pick a plant	Buy me as...	Plant me here...	I like a spot that's...	I flower around...	Bonus feature
Winter flowering heather (<i>Erica carnea</i> , <i>Erica darleyensis</i>)				December–April	I provide essential food for winter-active bumblebees, plus a splash of colour for your outdoor space!
Stinking hellebore (<i>Helleborus foetidus</i>) or a Hellebore variety				December–April	My green flowers provide wonderful early spring colour . (And only my leaves smell a bit when crushed!) ⚠ Potentially toxic if eaten.
Yellow rattle (<i>Rhinanthus minor</i>)				April–July	Also known as the Meadow maker! When my seed pods have turned brown, they are ripe and dry. Then my seeds inside rattle around , hence my name!
Pot marigold (<i>Calendula officinalis</i>)				May–October (next year)	I am also a culinary herb, so can be used in salads ! I self-seed readily, so will likely turn up in the same spot year after year.
Key  potted plant  seeds  ground  container  container or ground  sunny  partly shady					

Bumblebees need lots of flowers to feed on. Give them a helping hand by adding just one of these bumblebee favourites to your outdoor space in September.

Our top picks are all easy to look after, and great for beginner gardeners. Simply wait for them to flower, then enjoy watching your local bumblebees feeding.

September is also the month to make the most of what you already have. Remove dead flower heads from your existing plants so they can keep blooming, and collect seeds so you can grow more next year for free!

For more planting ideas, try our interactive Bee kind tool
beekind.bumblebeeconservation.org

 Listen using 'Read Out Loud' in Adobe Acrobat Reader.

Top tips:

- Read the instruction label on your new plant or seeds for the best way to look after them.
- Now is a good time for planting as the soil is still warm and increasing rainfall should be on its way!
- Always try to choose **organic, pesticide-free** plants and seeds – these are best for bumblebees.

Supported by players of



Awarded funds from

